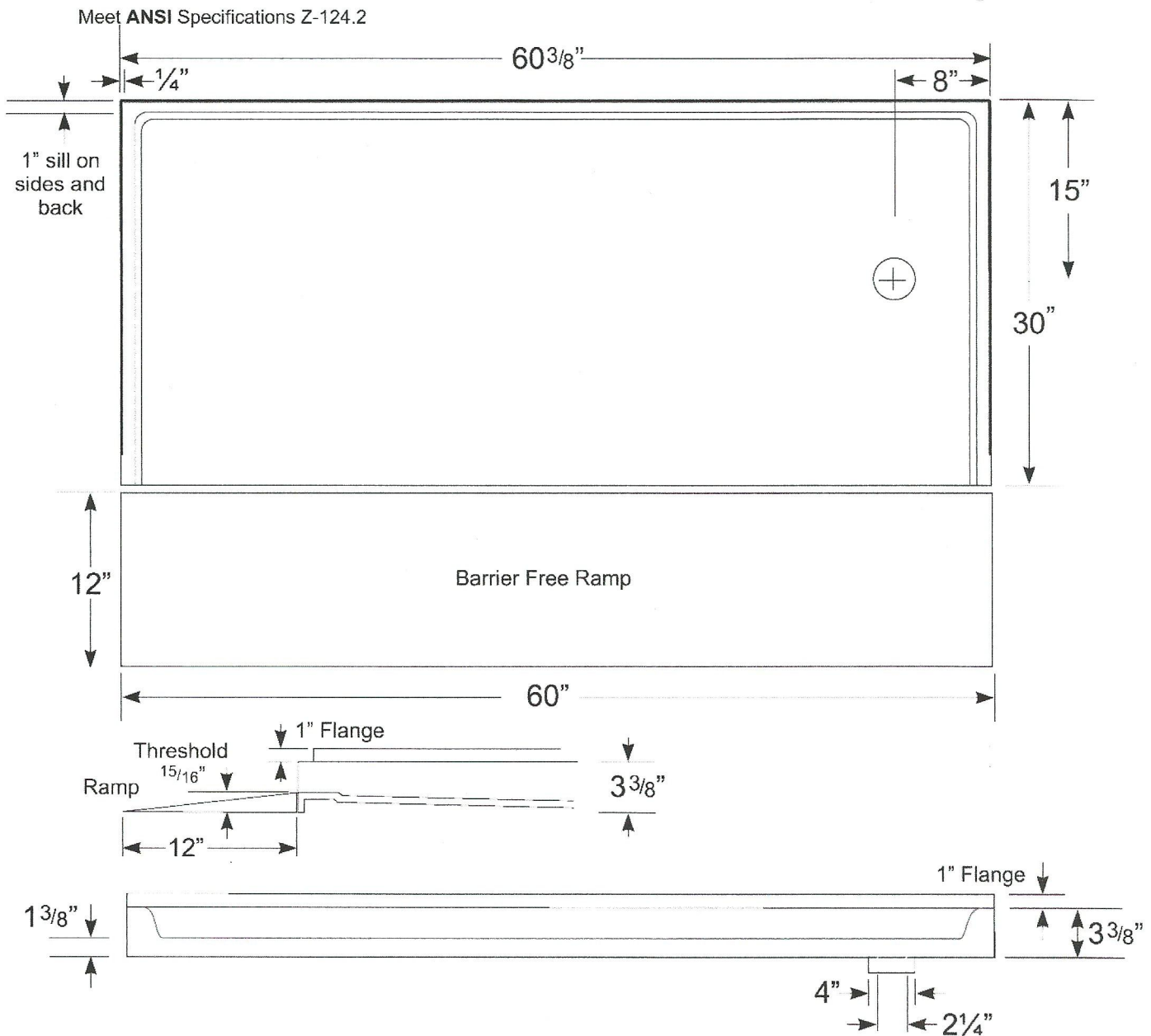



BARRIER FREE PAN

Model AB-6030 BF


The AB-6030 BF barrier-free shower pan was designed to be used with an FBF-1260 barrier-free ramp and BF-FT flexible threshold to provide wheel chair access to the shower. When wheel chair access is not necessary, the ramp and threshold can be replaced with the BF-6000 aluminum removable threshold. The shower pan has a flange on three sides for use with a 3-wall shower enclosure and comes with self-caulking, wedge-lock drain and strainer. This pan can be ordered with a right or left end drain. The pans are molded from a single piece of durable, stain and fungus resistant composite material and feature a non-slip surface that doesn't interfere with the flow of water.



Available with right or left hand drain. Please specify when ordering.



Right Drain



Left Drain

Note: Final height and width dimensions of the delivered product shall be within reasonable tolerances of the quoted height and width dimensions.